







Autumn 2 – Let’s Pretend!

This half term, we will explore lots of traditional tales that children should already be familiar with. The focus will be on understanding, speaking and listening. Encouraging children to articulate their ideas in full sentences and join in with repeated language to retell the stories.

<p>Diwali/BonfireNight Celebrations</p> 	<p>The Three Little Pigs by Mara Alperin</p> 	<p>The Gingerbread Man (traditional tale)</p> 	<p>Jack and the Beanstalk (traditional tale)</p> 	<p>Goldilocks and The Three Bears (traditional tale)</p> 	<p>The Jolly Postman and The Jolly Christmas Postman by Janet and Allan Ahlberg</p> 
<p>The start of November is an exciting time, bangs and flashes of colour light up the night sky! This story sets the scene perfectly for thinking about own experiences of firework displays.</p> <p>This week, we will explore the tradition of Bonfire Night. Why do people celebrate with fireworks and a Bonfire on 5th November every year? Can we remember the rhyme?</p> <p>Fireworks are also an important part of Diwali, the Festival of Light. We will discover and share our experiences of how people celebrate Diwali.</p> <p>We will be using our senses to describe how it feels to be outside at this time of year at night watching fireworks. We will draw on our own experiences and also watch examples of firework displays.</p> <p>Fireworks are a perfect way to experience colour, the bright colours light up the night sky.</p>	<p>The Big Bad Wolf liked to blow down the Pig’s homes. Can we help them by using 3D shapes and different materials to build a strong house? We will think about the shapes we would need to choose to stack, the materials we could use to make the house strong and how we could join materials together.</p> <p>We will use non-fiction texts to find out more about pigs and other farm animals.</p> <p>We will create a WANTED poster for the Big Bad Wolf, choosing words to describe him.</p> <p>We will look at different homes in England and around the world and compare them to the homes that we live in.</p>	<p>“Run, run, as fast as you can, you can’t catch me, I’m the Gingerbread Man!”</p> <p>This week we will create our own gingerbread character, thinking carefully about how we could design and decorate him.</p> <p>We will follow a simple recipe to create our own gingerbread man or gingerbread house.</p> <p>We will conduct a simple science experiment to see what would have happened to the Gingerbread Man if he had tried to swim across the river.</p> <p>We will design and construct a bridge for the Gingerbread Man to help him cross the river and escape the naughty fox!</p>	<p>When Jack takes his cow to market, he returns with an unexpected surprise for his Mother.</p> <p>This week, we will be planting our own ‘beanstalks’ - planting beans and learning about how we need to care for them so that they can grow. We will make observations of our beans over the next couple of weeks to see what happens.</p> <p>Jack’s Mum sent him to market to sell the cow for money. We will think about what happens when we go to the shop or market, exploring the idea of paying for a product – using money in a practical context.</p> <p>We will be comparing the giant’s house to Jack’s house, using language related to comparative size.</p> <p>What do we know about castles? Have we ever visited a real castle? What do they look like? We will use our construction skills and</p>	<p>Naughty Goldilocks let herself into The Three Bears’ Cottage and caused all sorts of destruction.</p> <p>Goldilocks ate poor Baby Bear’s porridge so we will be making him some more! We will follow a simple recipe to create our own porridge, we might even taste it to make sure that it’s ‘just right’!</p> <p>‘The Goldilocks Song’ is brilliant for retelling the story in a different way. We will be learning this song and adding our own actions to perform it.</p> <p>How did Goldilocks feel? Have you ever done something that made you feel sorry? We will explore the idea of being sorry and how we can learn from our mistakes.</p> <p>We will continue with our work from last week comparing sizes and order objects and characters from the story according to their size.</p>	<p>It’s getting close to Christmas and we are really excited! We will be reading The Jolly Postman and The Jolly Christmas Postman books which will feature lots of the characters we have learned about this half term.</p> <p>We will be writing our letter to Santa and posting it off the North Pole. Through this, we will learn about the job of a postman, thinking about our experiences of postal workers and finding out about the journey of our letters.</p> <p>We will talk about our Christmas traditions – thinking about and comparing what Christmas means to us.</p> <p>We will be busy creating Christmas decorations to decorate our homes, Christmas cards and calendars to give to our loved ones.</p> <p>We might even squeeze in a little visit to Santa himself!</p>

<p>This week we will explore colour mixing, how we can combine primary colours to make lots of different colours for our firework artwork!</p>			<p>knowledge of shape and space to build the giant's castle.</p> <p>This story is full of emotions, we will look at different parts of the story and think about how the characters were feeling. We will relate our own feelings to these and think of ways that we can manage them.</p>	<p>We know that when Goldilocks went into the Bears' house, she was naughty but she also put herself in danger. We will talk about 'stranger danger' and how we can look after ourselves when we're out and about.</p>	
--	--	--	---	--	--